










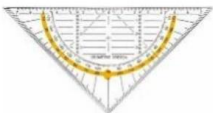



# Liste matériel scolaire 2024-2025











## School equipment list 2024-2025

Site: DIFFERDANGE  
Classe: P3EN1  
Enseignant: Nelodya Pothuwila



### Petit matériel

Description		Quantité
School bag –able to accommodate A4 size folders/pages Ideally without wheels.		1
Pencil case (to be left in class at all times)		1
Reuseable waterbottle		1
Small bag for PE clothes (optional)		(1)
Pencil (HB or 1B)		5
Rubber		2
Sharpener (with a bin)		1
Whiteboard marker		5
Dry erase slate, 1 plain side / 1 squared		1
30 cm ruler		1
15 cm ruler (should be able to fit in the pencil case)		1
Geometrical triangle (set square)		(1)
Geometry compass		(1)
Glue stick		5
A pair of child-sized scissors (left or right handed accordingly)		1

Set of 12 colouring pencils		1
Black permanent marker (sharpie) fine tip pens		2
Blue or black FriXion (eraseable) 0.7 mm Pen – <i>ideally clicker pen (= not with cap)</i>		2
Frixion Pen refills in black or blue ink		3
red colour pen - no four colour pen please		1
green colour pen – no four colour pen please		1
Four operations basic calculator		1
Highlighter (any 2 different colours)		2
Set of 5 project folders, A4 with Transparent Front Cover (a.k.a. “Schnellhefter”) Red, yellow, blue, green, black		1 of each colour (so 5 in total)
Box of tissues to share		1

Please label the student’s name on every item.

Thank you in advance,

Ms. Nelodya